




# INST\_80\_118

Nr:	Σ	Element:	
57	x4		DIN 1587 M10
103	x8		DIN 9021 M10
104	x4		DIN 931 M10x85

