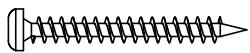
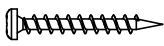

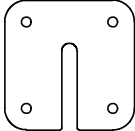


INST_80_51

Nr:	Σ	Element:	
1	12x	S6x60	
26	32x	S4x40	
2	8x	W6x60	
48	4x	TE_1_A2_g4_v1	
50	4x	TE_2_A2_g4_v1	